

SUNLIGHTS®

ba·lay·age

/balā'yäZH/ · noun

The French word for “sweep”

A technique in which hair is hand painted without the use of aluminum foil in order to create soft, seamless, & sunkissed results.

Balayage Brilliance!

Education Handout

*“Balayage is **faster, more profitable, greener,** and **more fun** than traditional highlighting techniques!”*



Name _____



Follow us on Instagram!
@sunlightspro

Commandments for a Better Balayage

Struggling with your balayage? Here are some of our steadfast commandments to ensure the perfect paint every time!



ALWAYS...

- Mix Sunlights® with crème developer
- Mix with a stainless steel whisk
- Mix to a smooth, thick consistency
- Use the Loader Brush to load your paddle
- Paint with the flat of the brush
- Pinch sections between the thumb & index finger
- Take sections with two fingers in a “V” shape
- Paint to the side of the section
- Use The Balay Wrap® for optimal lift
- Use indirect heat if heat is needed
- Stay clean and organized

NEVER...

- Mix with an oil based developer
- Mix with a brush
- Let your lightener be runny or lumpy
- Let The Balay Brush™ live in the bowl
- Dig your bristles into the hair
- Hold sections loosely between fingers
- Slice or weave your balayage sections
- Paint towards your belly
- Use a balayage lightener in foil
- Use forced heat for processing
- Be a messy artist



Mixing for Success

The perfect paint begins in the bowl by making sure that Sunlights® Professional Balayage Lightener is mixed to the optimal consistency.

How to Mix Sunlights®

- Mix gingerly with a whisk at a ratio of 1:1 with any crème developer.
- “When you think it’s too thick, mix it thicker!”
Not sure how thick is thick? Try standing your loader brush up in the bowl or flipping it upside down with no spillage!
- Fold the product gently instead of whipping it (like you might a foil lightener) so that the Kaolin (clay) can distribute smoothly on the hair.
- Final product should have a matte finish - shiny lightener is not ideal.



Balayage should be priced the same as a full foil, if not higher. Painting may take less time, but remember that you are delivering a premium service!

It’s time to take “partial!” out of your vocabulary. You’re painting energy to haircuts, so charge for your artistry. Keep “partial” in your foil world!

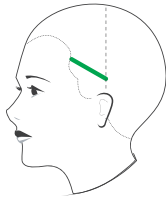
WARNING (SAFETY PRECAUTIONS): Read & follow all label safety warnings & directions. For Professional Use Only by Licensed Cosmetologists. Not for Consumer Use. For In-Salon Use Only. Not for Home Use. Keep Out of Reach of Children. Avoid Contact with skin, scalp and eyes. For off scalp lightening ONLY. Do NOT use on-scalp. Patch and strand test recommended where circumstances warrant. Process at room temperature. Unforced heat is permissible. Do Not use hooded dryer. Check progress frequently. Avoid distractions while processing. Do not use on damaged or recently relaxed, straightened, or permed hair. As with all lighteners, proceed cautiously if hair has been exposed to well or hard water, metallic dyes, henna, box color, excessive product build-up or medication changes are indicated or suspected. While rare, such conditions can result in adverse chemical reactions, including the generation of excessive heat or steam. If excess heat, steam, irritation or discomfort is experienced, immediately rinse product from hair and discontinue use. Clarifying treatment recommended where circumstances warrant. Refer to Sunlights’ label and insert for a complete list of precautions.

Parting for Balayage

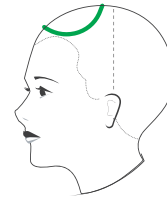
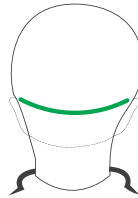
Below are diagrams demonstrating the many different ways to part off your balayage sections. Each parting renders a unique outcome, so let's dive in and find out which parts are for which looks - pens out!



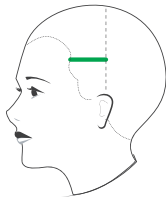
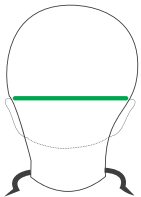
Wisdom from the Balay Lama®:
 "Balayage partings are dictated by the haircut - cut before you paint!"



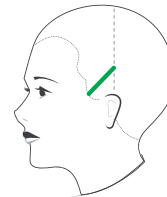
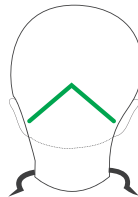
- Long
- Layered
- Curled
- Foil Conversion



- Bangs
- Short Hair
- Shorter Layers
- Headshape / Travelers



- Hi / Lo
- Brosse
- Foilstroke
- Skimming


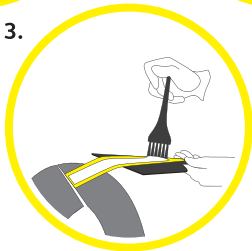
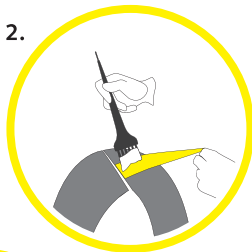
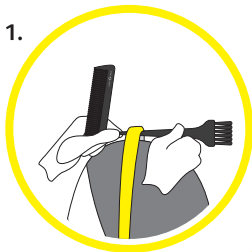


- Bob
- Breaks
- Travelers
- Peaks / Valleys

Balayage Techniques | Brosse

BEGIN WITH SECTIONING

1. Pre-cut hair and dry in natural direction respecting the part.
2. Vertically divide hair from vertex to one finger behind the ear.
3. Take a "V", straight, or crescent-shaped section at top of ear.
4. Begin painting sections from bottom working towards top.



Tips & Tricks

- The size of the dome determines the size of your streak.
- Don't paint to your belly.
- Pinkies up for a smoother stroke.
- Small "V"s at scalp protect you from bruising.

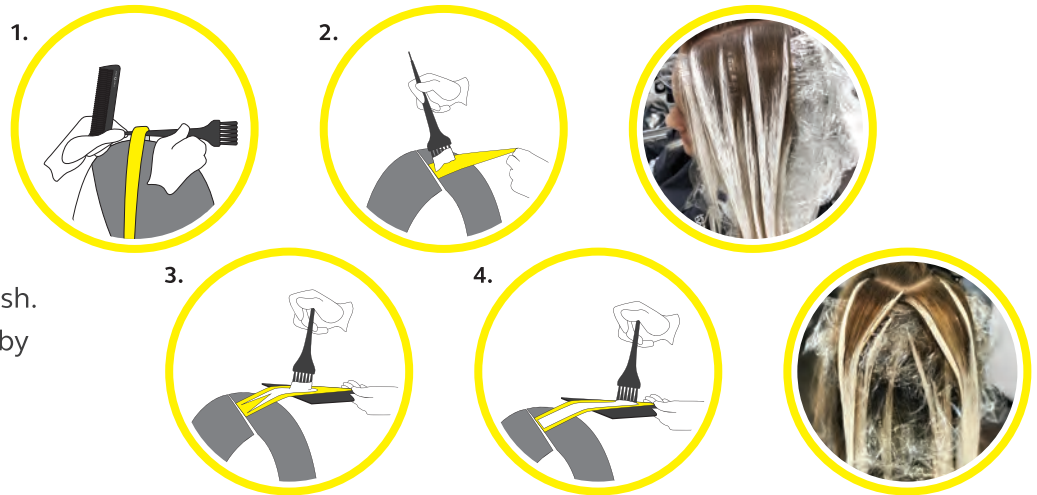
Balayage Techniques | Crochet

BEGIN WITH SECTIONING

1. Pre-cut hair and dry in natural direction respecting the part.
2. Vertically divide hair from vertex to one finger behind the ear.
3. Take a "V", straight, or crescent-shaped section at top of ear.
4. Begin painting sections from bottom working towards top.

Tips & Tricks

- Always use the side of the brush.
- Crochet sizes are determined by the depth needed.
- If it's not white, it's not light!
- Remember to shoestring.



Balayage Techniques | Color Melting (Crack the Egg)

By creating valleys throughout your section using a shifting demi or semi color formula, you can erase unwanted foil lines, balance hair colors, and add shadows to make the blond pop!



Balayage Techniques | Skimming

Used to create babylights, remove unwanted banding, balance haircolors, blend, or help fantasy colors hold.



Babylights



Banding



Color Correction




Fantasy

Balayage Techniques | Hairline

Using a pitchfork shape, follow the hairline painting (3) pieces. Skim lightly in the middle for blend and coverage of baby hairs. Once completed, add the long handle of the pitchfork.



Face Framing



Hairline Nape



Bowlage



Results

Balayage Techniques | Money Piece®

The money piece is painted using a pancake technique. Money Pieces live in the crown and around the face frame ridge.



Pancake



Red



Brunette



Blonde

Sunlights® Balayage Lightener

500g / 17.6oz

Sunlights® achieves up to 8+ levels of lift with no heat, and was designed specifically for Balayage. The kaolin (clay) in Sunlights® provides the optimal consistency and saturation for painting hair.

Sun crème™ 50vol Developer

32oz | 128oz

Designed to maximize lift, reduce processing time, and create the perfect, creamy consistency for balayage. Works best when paired with Sunlights® Kaolin Based Balayage Lightener.

The Balay Wrap®

Perforated sheets isolate each section to keep work clean and organized. Encapsulates hair to keep product moist. Cling-free and salon grade!

SHORT	MEDIUM	LONG
150 Full Head Uses	100 Full Head Uses	80 Full Head Uses

The Balay Brush®

A must have for precise painting and optimal saturation! Equipped with a rubberized tail comb for quick sectioning and firm bristles to help apply lightener or color with ease.

The Balay Whisk

Instead of whipping the product, fold the lightener in your bowl with this stainless steel, non-metallic whisk for thick, creamy, results.

The Balay Paddle®

Features a textured surface, ergonomic handle, and lightweight design. Creates the perfect position to paint energy to the ends.

Spritz Conditioning Mist

8oz

Makes hair more pliable, preventing damage caused by heat styling. Smooths flyaways, conditions, and makes hair manageable and free of tangles.

Violet Grapeseed & Sunflower Shampoo

12oz | 32oz Professional Use

A violet-based shampoo that neutralizes unwanted brassy tones while adding brightness and shimmer to natural or color treated hair.

Take home version available in 12oz only; Professional use 32oz only

Wash Keratin + Sunflower Shampoo

12oz | 32oz

A gentle, paraben- and sulfate-free shampoo that prolongs the vibrancy of your balayage highlights and other hair color services.

Bleu Açai Berry + Jamun Plum Shampoo

12oz | 32oz Professional Use

A blue pigmented shampoo that combats undesirable orange tones often seen during highlighting service. Perfect for darker blondes and brunettes!

Take home version available in 12oz only; Professional use 32oz only

Rosé Rose Hip + Pomegranate Shampoo

12oz | 32oz

A luxurious shampoo formulated for finer and less coarse hair textures. Great for everyday use to gently moisturize, add shine and deter frizz.

Sculpt Texturizing Clay

2oz

A matte finish clay with flexible hold that creates definition and separation.

Moonlights® Foil Lightener

500g / 17.6oz

Moonlights™ Kaolin Based Foil Lightener is the industry's first ever foil specific lightener made with clay! This blue tinted lightener achieves up to 9 levels of lift and is intended for foil highlighting applications.

Moon crème™ 25vol Developer

32oz

Designed to maximize lift and reduce processing time. Works with any manufacturer's hair color, lightener, or bond enhancer whose directions call for 25vol crème developer.

The Balay Comb

A versatile tool intended for baby-lights, guy-lights, and Bowlage®. Load lightener to the wide end, and experience the creative possibilities!

The Loader Brush

A wider brush great for loading product onto the paddle and painting strength to a larger surface area. Sturdy bristles allow appropriate distribution of pressure every time!

Stainless Steel Mixing Bowl

Deliver your balayage service on a silver platter! Helps elevate the experience created during your color services in the salon.

The Balay Clips (6-pack)

Sturdy sectioning clips with great tension to hold the hair tightly.

Seal Anti-Frizz Serum

3.5oz

Strengthens hair and controls frizz. Ultra-moisturizing proteins and conditioners leave hair feeling soft and hydrated without weighing it down.

Frost Grapeseed & Sunflower Conditioner

12oz | 32oz

A violet-based conditioner that brightens and moisturizes, while restoring the pH balance of natural or color treated hair.

Rinse Keratin + Sunflower Conditioner

12oz | 32oz

This ultra-moisturizing conditioner leaves hair feeling healthy, manageable, and youthful without weighing it down.

Crème Açai Berry + Jamun Plum Conditioner

12oz | 32oz

A blue-pigmented, pH-restoring conditioner that adds shine, brilliance, and life to all hair types. Ultra hydrating and perfect for every day use!

Blush Rose Hip + Pomegranate Shampoo

12oz | 32oz

A deeply moisturizing conditioner that seals and strengthens, keeping hair healthy and strong. Best used on finer, less coarse hair textures.

Shape Contouring Cream

2oz

A semi-matte, light hold cream for tousled styles no flaking or stiffness.